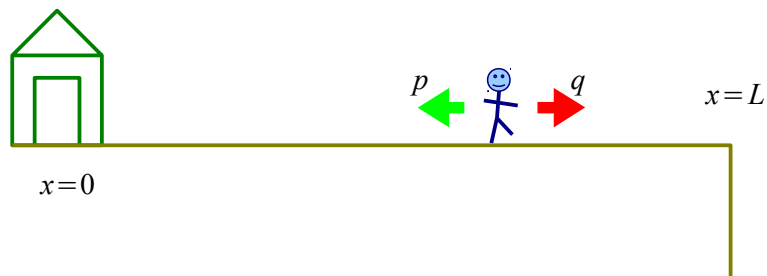


矩陣的本徵問題



移轉矩陣：隨機漫步

$s(x)$ ：回家機率

$\tau(x)$ ：平均回家時間

$$s(x) = p s(x-1) + (1-p) s(x+1) \quad \begin{pmatrix} s(x+1) \\ s(x) \end{pmatrix} = \begin{pmatrix} 1 & -p \\ 1-p & 0 \end{pmatrix} \begin{pmatrix} s(x) \\ s(x-1) \end{pmatrix}$$

$$\tau(x) = \frac{p s(x-1)}{s(x)} \tau(x-1) + \frac{(1-p) s(x+1)}{s(x)} \tau(x+1) + 1$$

$$g(x) \equiv \tau(x) s(x)$$

$$g(x) = p g(x-1) + (1-p) g(x+1) + s(x)$$

$$\begin{pmatrix} g(x+1) \\ g(x) \\ s(x+1) \\ s(x) \end{pmatrix} = \begin{pmatrix} 1 & -p & -1 & 0 \\ 1-p & 0 & 0 & 0 \\ 0 & 0 & 1 & -p \\ 0 & 0 & 1-p & 0 \end{pmatrix} \begin{pmatrix} g(x) \\ g(x-1) \\ s(x) \\ s(x-1) \end{pmatrix}$$

$p = 1/2$ 時

$$s(x) = 1 - x/L$$

$$\tau(x) = 2 L x / 3 - x^2 / 3$$

大矩陣案例：基因突變

DNA sequence

ATGCCCGGAATTTGCT



1100000011111001



i

$$q_{i,j} = u^{h_{i,j}} (1-u)^{L-h_{i,j}}$$

$h_{i,j}$: Hamming distance between i and j .

$$X_i(t+1) = \sum_j q_{i,j} f_j X_j(t)$$

Quasi-species equation

Single Peak fitness landscape: $F_{i,j} = (f_A \delta_{i,0} + 1) \delta_{i,j}$

Transfer matrix: $\mathbf{T} = \mathbf{q} \cdot \mathbf{F}$

This is a full matrix.

The stationary state of the system corresponds to the eigenvector of the matrix with the largest eigenvalue.

大矩陣案例： Schrödinger 方程

$$\nabla^2 \phi + \frac{2m}{\hbar} [E - V(x)] \phi = 0$$

$$E \phi = -\nabla^2 \phi + V \phi$$

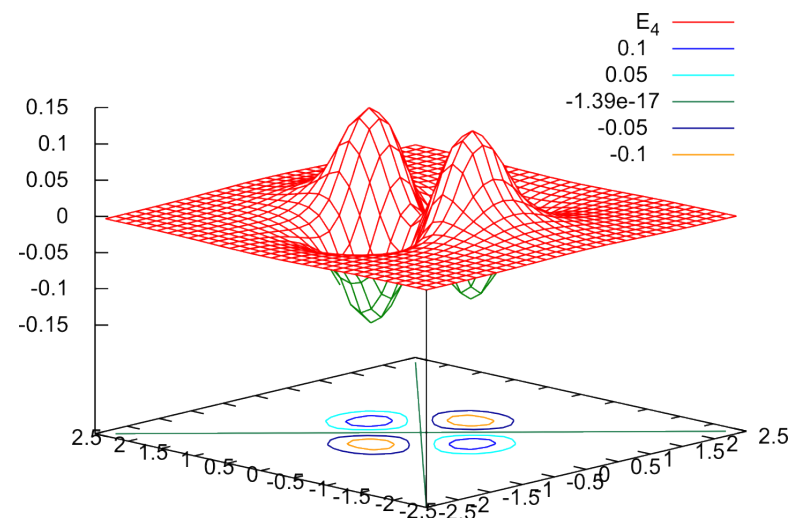
二維, $2m = \hbar$

$$\simeq \frac{1}{a^2} (\phi_L + \phi_R + \phi_U + \phi_D - 4\phi) + V(x, y) \phi \quad a: \text{lattice spacing}$$

$$\phi_L = \mathbf{T}_L \cdot \phi \quad T_{Lij} = 1 \text{ if } j \text{ is the left neighbor of } i, 0 \text{ otherwise}$$

On a 32×32 lattice, we need to find the eigensystem of a 1024×1024 matrix.

This is a sparse matrix.



本徵問題的數值解

- Power iteration
- QR algorithm

see http://en.wikipedia.org/wiki/List_of_numerical_analysis_topics#Eigenvalue_algorithms

線性代數程式庫:

- LAPACK: for dense matrix
- ARPACK: sparse matrix

實例：LAPACK 使用

- 決定使用軟體
- 閱讀使用手冊及使用範例
- 對照參考手冊，了解輸入要求及輸出方式
- 寫簡單的程式來驗證所得到的了解
- 運用到要所需要的計算上
- [Optional] 效能驗證 (benchmark)

Table 2.5: Driver routines for standard eigenvalue and singular value problems

Type of problem	Function and storage scheme	Single precision		Double precision	
		real	complex	real	complex
SEP	simple driver	SSYEV	CHEEV	DSYEV	ZHEEV
	divide and conquer driver	SSYEVD	CHEEVD		
	expert driver	SSYEVX	CHEEVX		
	RRR driver	SSYEV	CHEEV		
	simple driver (packed storage)	SSPEV	CHPEV		
	divide and conquer driver	SSPEVD	CHPEVD	DSPEVD	ZHPEVD
	(packed storage)				
	expert driver (packed storage)	SSPEVX	CHPEVX	DSPEVX	ZHPEVX
	simple driver (band matrix)	SSBEV	CHBEV	DSBEV	ZHBEV
	divide and conquer driver	SSBEVD	CHBEVD	DSBEVD	ZHBEVD
	(band matrix)				
	expert driver (band matrix)	SSBEVX	CHBEVX	DSBEVX	ZHBEVX
	simple driver (tridiagonal matrix)	SSTEVD		DSTEVD	
	divide and conquer driver	SSTEVD		DSTEVD	
	(tridiagonal matrix)				
	expert driver (tridiagonal matrix)	SSTEVD		DSTEVD	
	RRR driver (tridiagonal matrix)	SSTEVD		DSTEVD	
NEP	simple driver for Schur factorization	SGEES	CGEES	DGEES	ZGEES
	expert driver for Schur factorization	SGEESX	CGEESX	DGEESX	ZGEESX
	simple driver for eigenvalues/vectors	SGEEV	CGEEV	DGEEV	ZGEEV
	expert driver for eigenvalues/vectors	SGEEVX	CGEEVX	DGEEVX	ZGEEVX
SVD	simple driver	SGESVD	CGESVD	DGESVD	ZGESVD
	divide and conquer driver	SGESDD	CGESDD	DGESDD	ZGESDD

查詢 LAPACK Users' Guide

<http://www.netlib.org/lapack/lug/node32.html>

尋找適用的函數

使用 Fortran 程式庫須注意:

- Fortran 的參數是 call by reference，在 C 或 C++ 中須以指標傳送。
- Fortran 的陣列格式索引是從 1 開始。
- 二維陣列的記憶體安排是後索引主導。

DGEEV man page

DGEEV(3lapack) LAPACK driver routine (version 3.3.0) DGEEV(3lapack)

NAME

LAPACK-3 - computes for an N-by-N real nonsymmetric matrix A, the eigenvalues and, optionally, the left and/or right eigenvectors

SYNOPSIS

```
SUBROUTINE DGEEV( JOBVL, JOBVR, N, A, LDA, WR, WI, VL, LDVL, VR, LDVR,  
WORK, LWORK, INFO )
```

CHARACTER **JOBVL**, **JOBVR**

INTEGER **INFO**, **LDA**, **LDVL**, **LDVR**, **LWORK**, **N**

DOUBLE PRECISION **A**(**LDA**, *), **VL**(**LDVL**, *), **VR**(**LDVR**, *),
WI(*), **WORK**(*), **WR**(*)

PURPOSE

DGEEV computes for an N-by-N real nonsymmetric matrix A, the eigenvalues and, optionally, the left and/or right eigenvectors.

The right eigenvector $v(j)$ of A satisfies

$$A * v(j) = \text{lambda}(j) * v(j)$$

where $\text{lambda}(j)$ is its eigenvalue.

The left eigenvector $u(j)$ of A satisfies

$$u(j)**H * A = \text{lambda}(j) * u(j)**H$$

where $u(j)**H$ denotes the conjugate transpose of $u(j)$.

The computed eigenvectors are normalized to have Euclidean norm equal to 1 and largest component real.

ARGUMENTS

JOBVL (input) CHARACTER*1
= 'N': left eigenvectors of A are not computed;
= 'V': left eigenvectors of A are computed.

JOBVR (input) CHARACTER*1
= 'N': right eigenvectors of A are not computed;
= 'V': right eigenvectors of A are computed.

N (input) INTEGER
The order of the matrix A. $N \geq 0$.

A (input/output) DOUBLE PRECISION array, dimension (LDA,N)
On entry, the N-by-N matrix A.
On exit, A has been overwritten.

LDA (input) INTEGER
The leading dimension of the array A. $LDA \geq \max(1,N)$.

WR (output) DOUBLE PRECISION array, dimension (N)
WI (output) DOUBLE PRECISION array, dimension (N)
WR and **WI** contain the real and imaginary parts, respectively, of the computed eigenvalues. Complex conjugate pairs of eigenvalues appear consecutively with the eigenvalue having the positive imaginary part first.

VL (output) DOUBLE PRECISION array, dimension (LDVL,N)
If **JOBVL** = 'V', the left eigenvectors $u(j)$ are stored one after another in the columns of **VL**, in the same order as their eigenvalues.
If **JOBVL** = 'N', **VL** is not referenced.
If the j-th eigenvalue is real, then $u(j) = \text{VL}(:,j)$, the j-th column of **VL**.
If the j-th and (j+1)-st eigenvalues form a complex conjugate pair, then $u(j) = \text{VL}(:,j) + i*\text{VL}(:,j+1)$ and $u(j+1) = \text{VL}(:,j) - i*\text{VL}(:,j+1)$.

LDVL (input) INTEGER
The leading dimension of the array **VL**. $LDVL \geq 1$; if **JOBVL** = 'V', $LDVL \geq N$.

VR (output) DOUBLE PRECISION array, dimension (LDVR,N)
If **JOBVR** = 'V', the right eigenvectors $v(j)$ are stored one after another in the columns of **VR**, in the same order as their eigenvalues.
If **JOBVR** = 'N', **VR** is not referenced.
If the j-th eigenvalue is real, then $v(j) = \text{VR}(:,j)$, the j-th column of **VR**.
If the j-th and (j+1)-st eigenvalues form a complex conjugate pair, then $v(j) = \text{VR}(:,j) + i*\text{VR}(:,j+1)$ and $v(j+1) = \text{VR}(:,j) - i*\text{VR}(:,j+1)$.

LDVR (input) INTEGER
The leading dimension of the array **VR**. $LDVR \geq 1$; if **JOBVR** = 'V', $LDVR \geq N$.

WORK (workspace/output) DOUBLE PRECISION array, dimension (MAX(1,LWORK))
On exit, if **INFO** = 0, **WORK**(1) returns the optimal **LWORK**.

LWORK (input) INTEGER
The dimension of the array **WORK**. $LWORK \geq \max(1,3*N)$, and if **JOBVL** = 'V' or **JOBVR** = 'V', $LWORK \geq 4*N$. For good performance, **LWORK** must generally be larger.
If **LWORK** = -1, then a workspace query is assumed; the routine only calculates the optimal size of the **WORK** array, returns this value as the first entry of the **WORK** array, and no error message related to **LWORK** is issued by XERBLA.

INFO (output) INTEGER
= 0: successful exit
< 0: if **INFO** = -i, the i-th argument had an illegal value.
> 0: if **INFO** = i, the QR algorithm failed to compute all the eigenvalues, and no eigenvectors have been computed; elements i+1:N of **WR** and **WI** contain eigenvalues which have converged.

在 CP1 SSH 伺服器上可用 `man dgeev` 來得到

```

#include <iostream>
#include <cmath>
extern "C" void dgeev_(char * jobvl, char * jobvr, int * n, double * a,
    int * lda, double * wr, double * wi, double * vl, int * ldvl,
    double * vr, int * ldvr, double * work, int * lwork, int * info);
size_t len;
double mrate, peak;
int hamming_dist(size_t i, size_t j)
{
    // count the difference in bits, assume 15 bits maximum
    // using MIT HAKMEM count
    int b = i ^ j;
    size_t k = b - (b / 2) & 14043 - (b / 4) & 4681;
    b = ((k + k / 8) & 29127) % 63;
    return b;
}
void set_matrix_eigen(double mat [])
{
    size_t msz = 1u << len; // 2^len
    // mutation matrix
    for (size_t j = 0; j < msz; j++) for (size_t i = 0; i < msz; i++) {
        int hd = hamming_dist(i, j);
        mat[j * msz + i] = pow(mrate, hd) * pow(1 - mrate, len - hd);
    }
    // right multiplying by the growth matrix
    // and subtracted by the identity
    for (size_t i = 0; i < msz; i++) {
        mat[i] *= peak;
        mat[i * msz + i] -= 1;
    }
}

```

```

int main(int argc, char ** argv)
{
    len = 8; mrate = 0.1; peak = 2;
    size_t msz = 1 << len;
    double ev[msz], gr[msz];
    mutmat(ev, gr);
    double norm = 0;
    for (size_t i = 0; i < msz; i++) norm += gr[i];
    std::cout << "peak=" << gr[0] / norm << '\n';
    for (size_t i = 0; i < 8; i++) std::cout << "ev" << i << '=' << ev[i] << '\n';
    return 0;
}

```

```

void mutmat(double eigenv [], double ground [])
{
    int msz = 1u << len; // 2^len
    double * mat = new double [msz * msz];
    double * wr = new double [msz];
    double * wi = new double [msz];
    double * vr = new double [msz * msz];
    int * evo = new int [msz];
    int lwork = 64 * msz;
    double * work = new double [lwork];
    set_matrix_eigen(mat);
    char jobvl = 'N', jobvr = 'V'; 只算右 eigenvectors
    double dummy;
    int info, ldvl = 1;
    dgeev_(& jobvl, & jobvr, & msz, mat, & msz, wr, wi,
        & dummy, & ldvl, vr, & msz, work, & lwork,
        & info);
    if (info) {
        std::cerr << "info=" << info << "lwork=" << lwork
            << ", optionalwork=" << work[0] << '\n';
        return;
    }
    // sort the eigenvalues
    for (int i = 0; i < msz; i++) evo[i] = i;
    for (int i = 0; i < msz; i++) for (int j = i + 1; j < msz; j++) {
        if (wr[evo[j]] > wr[evo[i]]) {
            int k = evo[j];
            evo[j] = evo[i];
            evo[i] = k;
        }
    }
    for (int i = 0; i < msz; i++) {
        eigenv[i] = wr[evo[i]];
        ground[i] = vr[evo[0] * msz + i];
    }
    delete [] mat; delete [] wr; delete [] wi;
    delete [] vr; delete [] evo; delete [] work;
}

```

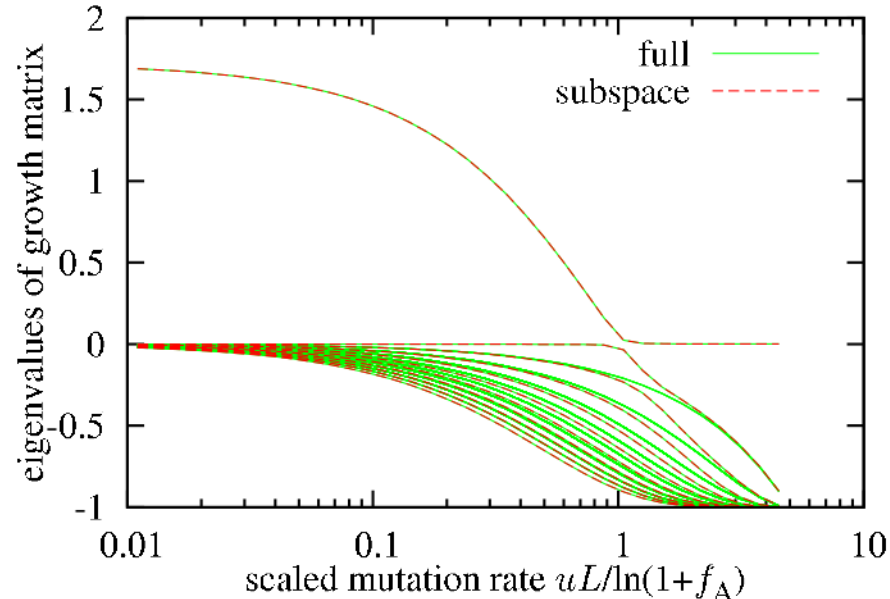

Projection to symmetric subspace

As the dynamics of the system defined above is invariant under permutation of the base pairs in a sequence, it can be *properly projected* to the symmetric subspace where sequences in the population are only characterized by their hamming distance h from the dominant sequence.

Consider the transition from $h = n$ to $h = m > n$. We need to mutate $m - n$ more base pairs that are identical to what are in the dominant species (*i.e.*, n base pairs) than those that differ from them (*i.e.*, $L - n$ base pairs) in the original sequence. Summing up all different ways of mutating the base pairs, we arrive at the element of the mutation matrix

$$\begin{aligned}
 \frac{q_{m,n}}{(1-u)^L} &= C_{m-n}^{L-n} C_0^n \left(\frac{u}{1-u}\right)^{m-n} + C_{m+1-n}^{L-n} C_1^n \left(\frac{u}{1-u}\right)^{m-n+2} \\
 &\quad + \cdots + C_{L-n}^{L-n} C_{L-m}^n \left(\frac{u}{1-u}\right)^{2L-m-n} \\
 &= \sum_{i=0}^{L-m} C_{m-n+i}^{L-n} C_i^n \left(\frac{u}{1-u}\right)^{m-n+2i} \\
 &= \sum_{i=0}^{L-m} \frac{(L-n)!n!}{(m-n+i)!(L-m-i)!i!(n-i)!} \left(\frac{u}{1-u}\right)^{m-n+2i}
 \end{aligned} \tag{1}$$

while the growth matrix is now $F_{m,n} = (f_A \delta_{m,0} + 1) \delta_{m,n}$. We can easily calculate the eigen system of such a matrix up to $L = 170$. Following is a plot of the eigen values of the reduced $(L+1) \times (L+1)$ matrix compared with the original full $2^L \times 2^L$ matrix at $L = 10$.



We see an exact match of the eigen values of the reduced matrix to those of the full matrix and some additional eigenvalues of the full matrix not matched by the reduced ones that are likely corresponding to non-symmetric modes of decay.

本週習題 (optional)

- 二維 Ising 模型問題的更正: **critical point** 是在 $\beta \approx 0.44$ 附近。範圍改正後, 可用較小系統計算。
- 用前列的 **mutation** 程式把最大的 10 個 **eigenvalues** 對 **mutation rate** 作圖。
- 用 **LAPACK** 來計算二維的 **potential well** 問題。(大概可算到 32×32 個格點, 可當 **final project**)
- 查閱網上 **ARPACK** 文件, 用它來計算二維的 **potential well** 問題。(可算到 128×128 個格點, 可當 **final project**)
- 證明隨機漫步在 $p = 1/2$ 時平均到家時間是: $\tau(x) = 2Lx/3 - x^2/3$ 。